

OCR

Oxford Cambridge and RSA

YEAR 10 MOCK EXAM

GCSE PSYCHOLOGY

B541/01 Studies and Applications in Psychology



Candidates answer on the Question Paper.

OCR supplied materials:
None

Other materials required:
None

Duration: 1 hour 15 minutes



Candidate forename		Candidate surname	
Centre number		Candidate number	

INSTRUCTIONS TO CANDIDATES

- Write your name, centre number and candidate number in the boxes above. Please write clearly and in capital letters.
- Use black ink. HB pencil may be used for graphs and diagrams only.
- Answer **all** the questions.
- Read each question carefully. Make sure you know what you have to do before starting your answer.
- Write your answer to each question in the space provided. If additional space is required, you should use the lined pages at the end of this booklet. The question number(s) must be clearly shown.
- Do **not** write in the bar codes.

INFORMATION FOR CANDIDATES

- The number of marks is given in brackets [] at the end of each question or part question.
- The total number of marks for this paper 60
- The quality of your written communication will be taken into account in marking your answers to the questions marked with an asterisk (*).

SECTION A: Social Influence

Answer all questions

1. Part of the Crowd

Felix was at a music festival watching his favourite band. He was surrounded by lots of other fans which made him feel as if he was part of a crowd. This may explain why he behaved 'out of character' by chanting abuse at the security staff. However, when one of the staff suddenly fell over, he was quick to rush to help along with others.

Using the source:

- (a) Identify the phrase that refers to deindividuation.

.....[1]

- (b) Give the example of pro-social behaviour.

.....[1]

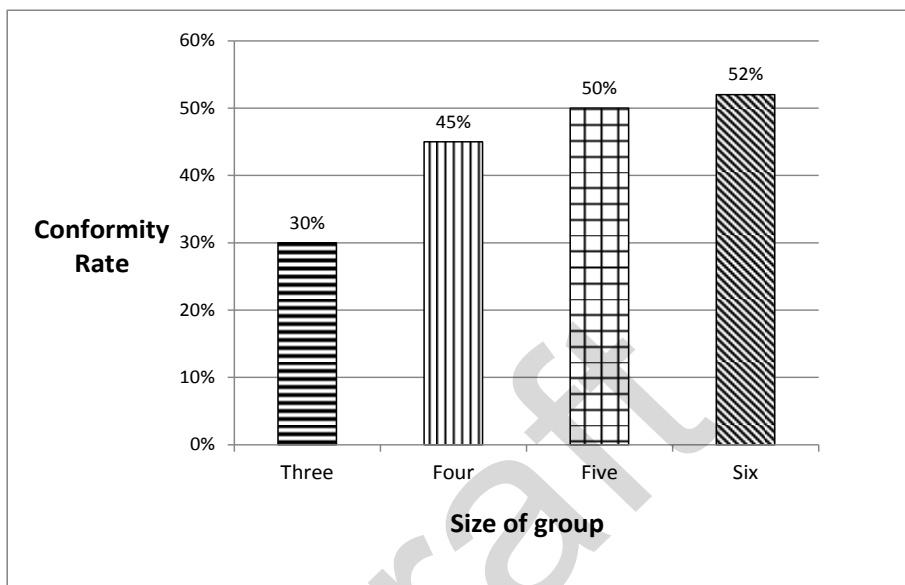
2. Psychologists have identified a number of situational factors associated with social influence.

Draw a line to match each situational factor with its correct example. [2]

situational factor	example
authority	When Asha's teacher sent for the deputy head she did as she was told because she was scared of the punishment.
majority influence	Shannon started smoking because she believed that it would make her look cool among her friends.
	Darren voted to go on strike at work because he heard that was what most of his colleagues were going to do.

3. The following chart shows the percentage of participants who conformed in a task depending on the number of people they were grouped with.

A bar chart showing conformity rates depending on group size.



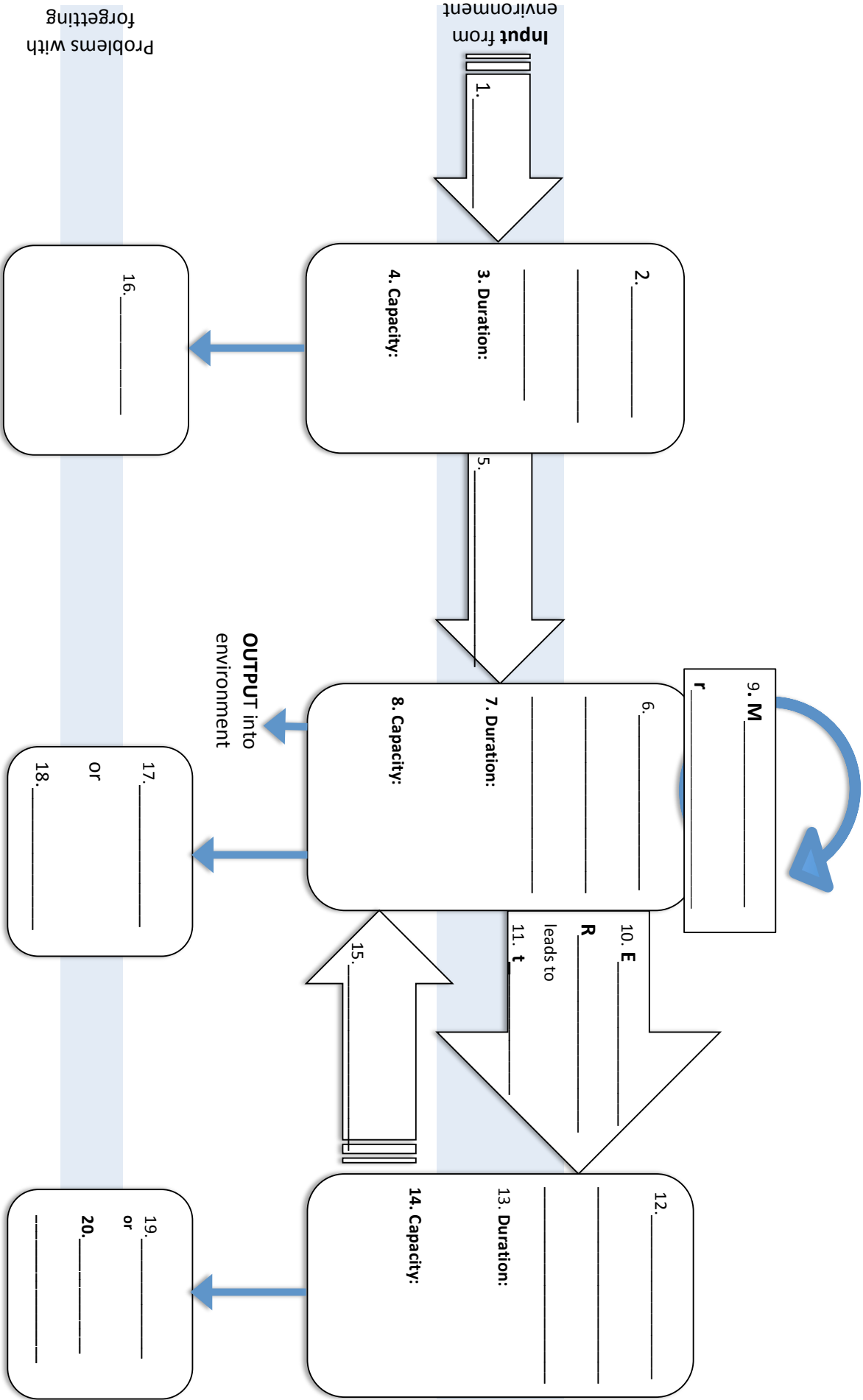
YOUR WORKING & ANSWER
(2 marks)

Calculate the percentage difference in conformity rates between a group of three and a group of six people. Show your working. (2 marks)

SECTION B: Memory

Answer **all** questions

5. Complete the diagram below explaining the **Multi-store Model for memory** (10 marks in total).



SECTION C: Criminal Psychology

Answer **all** questions

7. Eysenck devised a Criminal Personality Theory.

(a) State what is meant by extroversion in relation to criminal behaviour.

.....
..... [2]

(b) A psychologist wanted to investigate the neuropsychology involved in extraversion. Outline one way she could carry out her investigation.

.....
..... [2]

(c) Outline **one** criticism of Eysenck's theory.

.....
..... [2]

8. Outline the process of synaptic transmission.

.....
..... [2]

9. Participants in Heaven's (1996) study into personality and delinquency completed questionnaires which included rating scales.

(a) Explain **one** strength of questionnaires as used in this study.

.....
..... [2]

(b) Explain **one** way that the procedure of Heaven's study could be improved.

.....
..... [2]

10. Heaven decided to use a longitudinal study in his research. **Explain the difference between a cross-sectional study and a longitudinal study.**

Longitudinal study: _____

Cross-sectional study: _____

_____ [2]

11. Describe how restorative justice can help to reduce acquisitive reoffending.

.....
.....
..... [3]

Section D
Research Methods

Answer **all** questions in this section.

A psychologist investigated the relationship between how patient people were when queuing for a theme park ride and how they rated their experience of it.

She posed as a member of staff so that she could observe people without them knowing. Every 30 minutes, the psychologist selected a person from the queue. She observed that person and measured how patient they appeared to be using a scale of 1 to 10 with 1 being 'very impatient' and 10 being 'very patient'.

Once that person had been on the ride, she explained the aim of her research. If they agreed to be part of the study, she then asked them to rate their experience of the ride on a scale of 1 to 10 with 1 being 'not exciting at all' and 10 being 'very exciting'.

12. Explain whether the data collected would be quantitative or qualitative data. Justify your answer.

.....
.....[2]

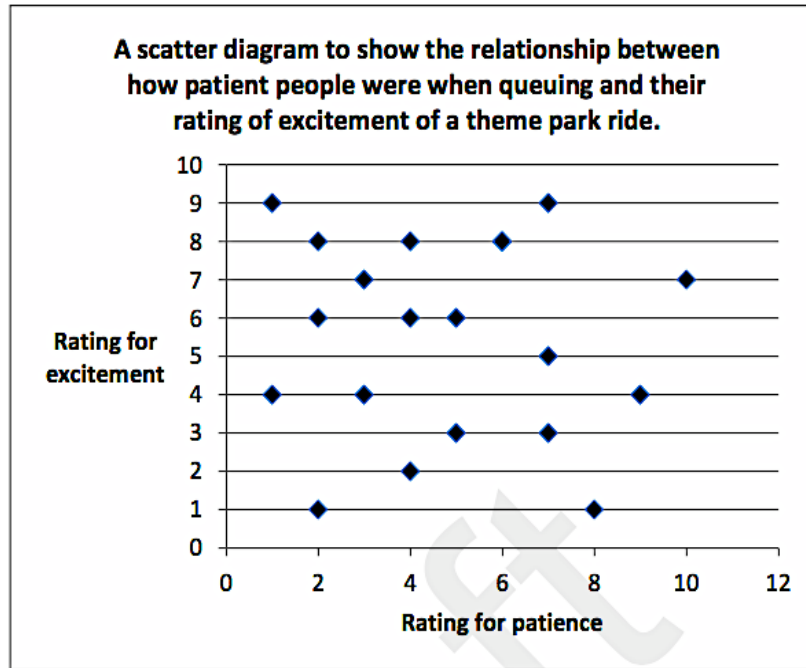
13. Outline **one** strength of using a rating scale to measure people's experience of the ride.

.....
.....[2]

14. Evaluate the use of the observation method in this study.

.....
.....
.....
.....
.....[3]

15. The psychologist presented her findings using a scatter diagram, as shown below.



Explain what the psychologist would conclude from this scatter diagram.

.....

..... [2]

16. Outline **one** way in which this study could show gender bias.

.....

.....

..... [2]

<p>Critical Buddy Reflection – to be completed after marking</p> <p>Areas of strength:</p> <p>Proposed goals for improvement:</p> <p>1.</p> <p>2.</p> <p>Signed (critical buddy): _____</p> <p>I have discussed & agreed this with my critical buddy (my signature):</p> <p>_____</p>	<p>Marks breakdown</p> <p>Section A: Social Influence</p> <p>_____ / 14</p> <p>Section B: Memory</p> <p>_____ / 18</p> <p>Section C: Criminal Psych</p> <p>_____ / 17</p> <p>Section D: Research Methods</p> <p>_____ / 11</p> <hr/> <p>TOTAL</p> <p style="text-align: right;">/ 60</p>
---	---